




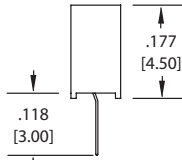
.050" [1.27mm] Contact Centers, Female Header, Dip Solder/Right Angle/SMT

SPECIFICATIONS

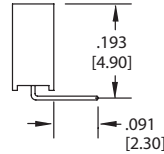
- Insulator Material: Nylon 9T
- Contact Material: Brass
- Plating: Overall Gold Flash
- 1 amp current rating per contact
- UL Flammability Rating: 94V-O



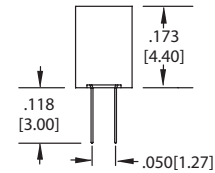
TERMINATION TYPE



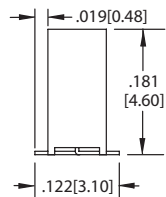
**SINGLE ROW,
STRAIGHT
(NFFN)**



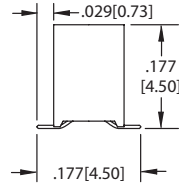
**SINGLE ROW,
RIGHT ANGLE
(NGCN)**



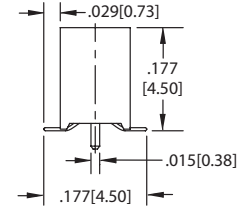
**DUAL ROW,
STRAIGHT
(CFFN)**



**SINGLE ROW,
SMT
(NFSC)**



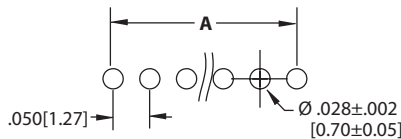
**DUAL ROW,
SMT Without Guide Posts
(NFSS)**



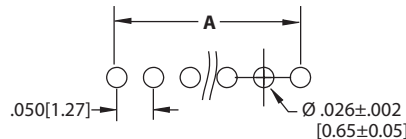
**DUAL ROW,
SMT With Guide Posts
(NFSP)**

Sullins Headers

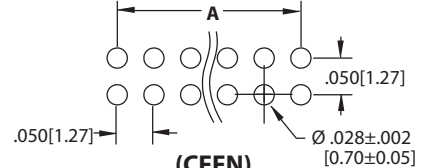
PCB LAYOUT



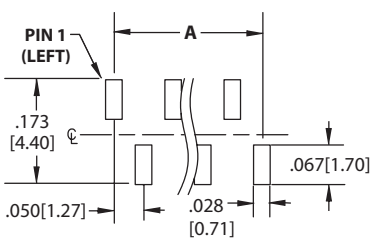
(NFFN)



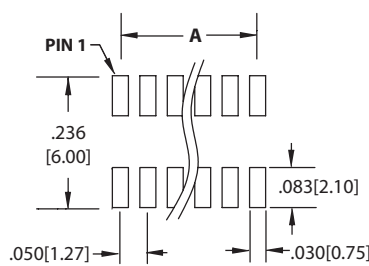
(NGCN)



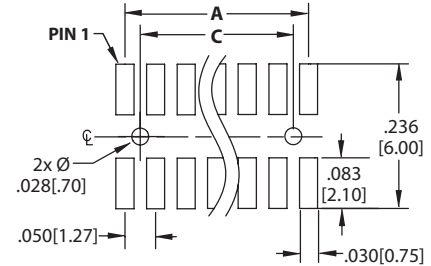
(CFFN)



(NFSC)




(NFSS)

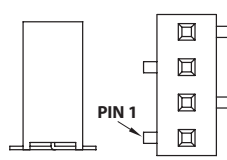


(NFSP)

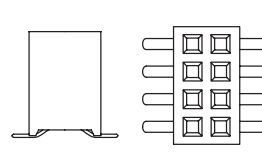
MOUNTING STYLE



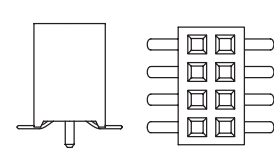
**SINGLE & DUAL ROW
NO MOUNTING
(N)**



**SINGLE ROW
SMT, Pin 1 Left
(C)**



**DUAL ROW
SMT Without Guide Post
(S)**

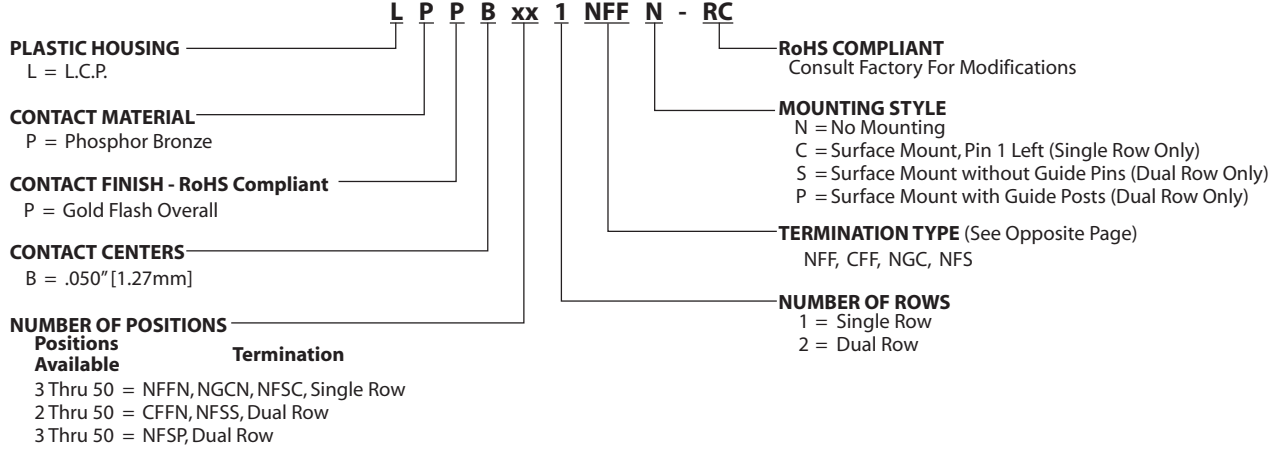


**DUAL ROW
SMT With Guide Post
(P)**



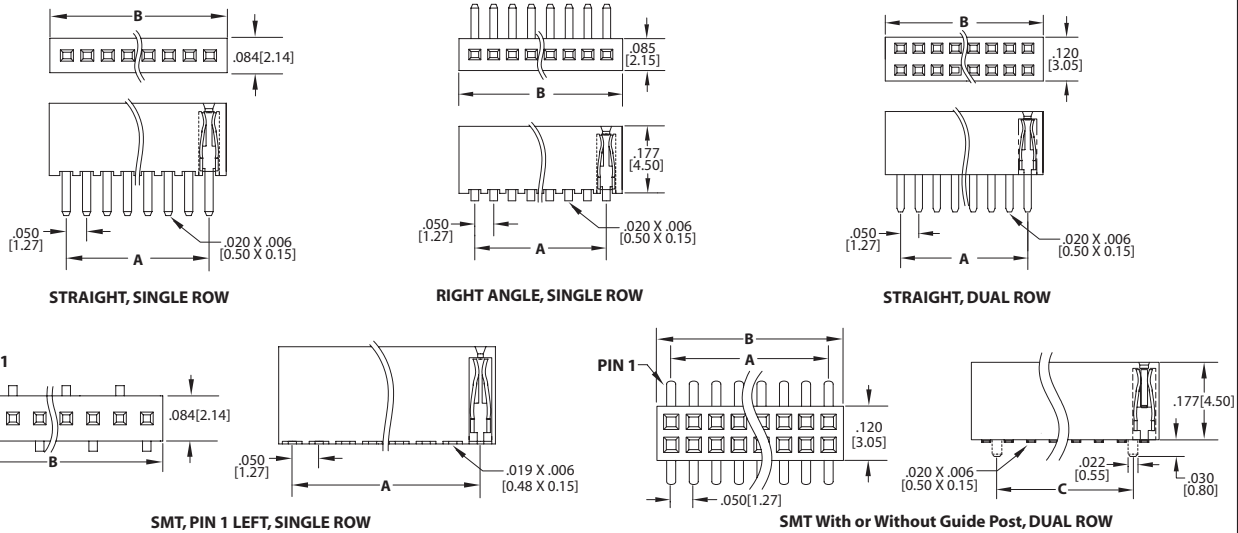
.050" [1.27mm] Contact Centers, Female Header, Dip Solder/Right Angle/SMT

PART NUMBER CODING



DIMENSIONS

Dimensions in [] are in millimeters, all others are in inches.



Positions	Number of Contacts Single/Dual	DIMENSION A		DIMENSION B		DIMENSION C	
		Inches	[mm]	Inches	[mm]	Inches	[mm]
02	2/4	.050	1.27	.115	2.92		
03	3/6	.100	2.54	.165	4.19	.050	1.27
04	4/8	.150	3.81	.215	5.46	.100	2.54
05	5/10	.200	5.08	.265	6.73	.150	3.81
06	6/12	.250	6.35	.315	8.00	.200	5.08
07	7/14	.300	7.62	.365	9.27	.250	6.35
08	8/16	.350	8.89	.415	10.54	.300	7.62
09	9/18	.400	10.16	.465	11.81	.350	8.89
10	10/20	.450	11.43	.515	13.08	.400	10.16
11	11/22	.500	12.70	.565	14.35	.450	11.43
12	12/24	.550	13.97	.615	15.62	.500	12.70
13	13/26	.600	15.24	.665	16.89	.550	13.97
14	14/28	.650	16.51	.715	18.16	.600	15.24
15	15/30	.700	17.78	.765	19.43	.650	16.51
16	16/32	.750	19.05	.815	20.70	.700	17.78
17	17/34	.800	20.32	.865	21.97	.750	19.05
18	18/36	.850	21.59	.915	23.24	.800	20.32
19	19/38	.900	22.86	.965	24.51	.850	21.59
20	20/40	.950	24.13	1.015	25.78	.900	22.86
21	21/42	1.000	25.40	1.065	27.05	.950	24.13
22	22/44	1.050	26.67	1.115	28.32	1.000	25.40
23	23/46	1.100	27.94	1.165	29.59	1.050	26.67
24	24/48	1.150	29.21	1.215	30.86	1.100	27.94
25	25/50	1.200	30.48	1.265	32.13	1.150	29.21

Positions	Number of Contacts Single/Dual	DIMENSION A		DIMENSION B		DIMENSION C	
		Inches	[mm]	Inches	[mm]	Inches	[mm]
26	26/52	1.250	31.75	1.315	33.40	1.200	30.48
27	27/54	1.300	33.02	1.365	34.67	1.250	31.75
28	28/56	1.350	34.29	1.415	35.94	1.300	33.02
29	29/58	1.400	35.56	1.465	37.21	1.350	34.29
30	30/60	1.450	36.83	1.515	38.48	1.400	35.56
31	31/62	1.500	38.10	1.565	39.75	1.450	36.83
32	32/64	1.550	39.37	1.615	41.02	1.500	38.10
33	33/66	1.600	40.64	1.665	42.29	1.550	39.37
34	34/68	1.650	41.91	1.715	43.56	1.600	40.64
35	35/70	1.700	43.18	1.765	44.83	1.650	41.91
36	36/72	1.750	44.45	1.815	46.10	1.700	43.18
37	37/74	1.800	45.72	1.865	47.37	1.750	44.45
38	38/76	1.850	46.99	1.915	48.64	1.800	45.70
39	39/78	1.900	48.26	1.965	49.91	1.850	46.99
40	40/80	1.950	49.53	2.015	51.18	1.900	48.26
41	41/82	2.000	50.80	2.065	52.45	1.950	49.53
42	42/84	2.050	52.07	2.115	53.72	2.000	50.80
43	43/86	2.100	53.34	2.165	54.99	2.050	52.07
44	44/88	2.150	54.61	2.215	56.26	2.100	53.34
45	45/90	2.200	55.88	2.265	57.53	2.150	54.61
46	46/92	2.250	57.15	2.315	58.80	2.200	55.88
47	47/94	2.300	58.42	2.365	60.07	2.250	57.15
48	48/96	2.350	59.69	2.415	61.34	2.300	58.42
49	49/98	2.400	60.96	2.465	62.61	2.350	59.69
50	50/100	2.450	62.23	2.515	63.88	2.400	60.96